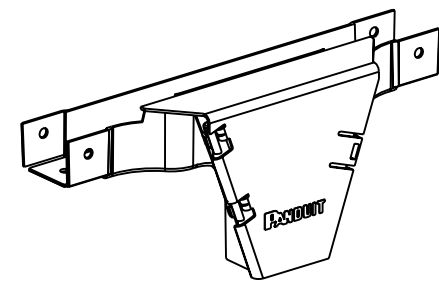
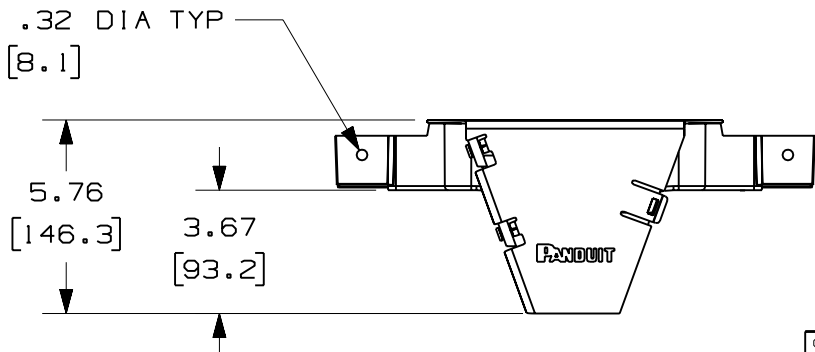
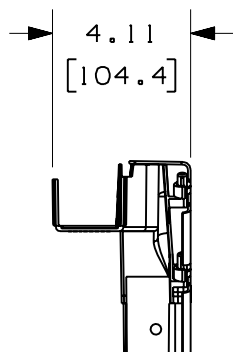


E NOTES:

1. SEE CURRENT CATALOG FOR ADDITIONAL PART SUFFIXES TO INDICATE COLOR AND/OR PACKAGE QUANTITY.
2. THE FIBER-DUCT 2x2 AND FIBERRUNNER 2x2 VERTICAL TEE FITTING INCLUDES:
ONE (1) VERTICAL TEE BASE,
ONE (1) HINGED DOOR
3. DIMENSIONS IN PARENTHESES ARE IN METRIC.

PANDUIT PART NUMBER	WEIGHT
FVTHD2X2	0.55 LB/EACH (251g/EACH)



ENG. REF.: D38239BD_DC_FVTHD2X2_01.prt

CAD FILENAME/LAYERS: **C** FVTHD2X2.pdf

PANDUIT CORP TINLEY PARK, ILLINOIS
 FIBER-DUCT 2x2 AND FIBERRUNNER
 2x2 **B** VERTICAL TEE FITTING (FVTHD2X2)
 CUSTOMER DRAWING

UNLESS OTHERWISE SPECIFIED,
 DIMENSIONAL TOLERANCES ARE:
 (.X) ± (.XXX) ±
 (.XX) ± .03 (.8) ANGLES ±

UNLESS OTHERWISE SPECIFIED,
 ALL DIMENSIONS ARE GIVEN IN
 INCHES, THIRD ANGLE PROJECTION.

REV	DATE	BY	CHK	DESCRIPTION	ECN	R	CUST	SUP	GMBH
-	-----	---	--	E. REVISED GENERAL NOTES	-----	--	--		
-	-----	---	--	D. REVISED PART WEIGHT C. REVISED CAD FILENAME	-----	--	--		
1	7-25-06	DTP	RN	B. REVISED DRAWING TITLE A. REVISED AND REDRAWN	38239-04	RN	RN		

DRAWN BY: JHNU
 DATE: 2-21-02
 CHK'D: CEO

MAT'L: ABS

SCALE: NONE
 DRAWING NO.: 38239-04
 DWG SIZE: A