

IB IL 24 DO 32/HD-PAC


Order No.: 2862822



<http://eshop.phoenixcontact.de/phoenix/treeViewClick.do?UID=2862822>

Inline digital output terminal block, complete with accessories (connector and labeling field), 32 outputs, 24 V DC, 500 mA, single-wire connection method



Commercial data	
GTIN (EAN)	 4 017918 907617
sales group	K411
Pack	1 pcs.
Customs tariff	85389091
Catalog page information	Page 275 (AX-2009)

Product notes

WEEE/RoHS-compliant since:
05/06/2008



<http://www.download.phoenixcontact.com>
Please note that the data given here has been taken from the online catalog. For comprehensive information and data, please refer to the user documentation. The General Terms and Conditions of Use apply to Internet downloads.

Technical data

General data	
Width	48.8 mm
Height	119.8 mm
Depth	71.5 mm

Note on dimensions	Housing dimensions
Weight	195 g
Note on weight specifications	with male connectors
Mounting type	DIN rail
Ambient temperature (operation)	-25 °C ... 55 °C
Ambient temperature (storage/transport)	-25 °C ... 85 °C
Permissible humidity (operation)	10 % ... 95 % (according to DIN EN 61131-2)
Permissible humidity (storage/transport)	10 % ... 95 % (according to DIN EN 61131-2)
Air pressure (operation)	70 kPa ... 106 kPa (up to 3000 m above sea level)
Air pressure (storage/transport)	70 kPa ... 106 kPa (up to 3000 m above sea level)
Degree of protection	IP20
Protection class	III, IEC 61140, EN 61140, VDE 0140-1
Test section	5 V supply incoming remote bus/7.5 V supply (bus logic) 500 V AC 50 Hz 1 min
	5 V supply outgoing remote bus/7.5 V supply (bus logic) 500 V AC 50 Hz 1 min
	7.5 V supply (bus logics)/24 V supply (I/O) 500 V AC 50 Hz 1 min
	24 V supply (I/O) / functional earth ground 500 V AC 50 Hz 1 min
Diagnostics messages	Short-circuit / overload of the digital outputs Error message in the diagnostic code (bus) and display (2 Hz) via the LED (D) on the module

Interface

Fieldbus system	Lokalbus
Name	Inline local bus
Type of connection	Inline data jumper
Transmission speed	500 kbps

Power supply for module electronics

Connection method	Via potential routing
Supply voltage	24 V DC (via voltage jumper)
Supply voltage range	19.2 V DC ... 30 V DC (including all tolerances, including ripple)
Communications power U_L	7.5 V (via voltage jumper)
Current consumption	max. 130 mA (from the local bus)
Power consumption	max. 1.05 W

Inline potential routing

Communications power U_L	7.5 V DC
----------------------------	----------

Current consumption from U_L	max. 140 mA
Main circuit supply U_M	24 V DC
Segment supply voltage U_S	24 V DC (nominal value)
Current consumption from U_S	max. 8 A

Digital outputs

Output name	Digital outputs
Type of connection	Spring-cage connection
Connection method	1-wire
Number of outputs	32
Protective circuit	Overload protection, short-circuit protection of outputs Zener diode in output chip
Output voltage	24 V ($U_S - 1$ V)
Nominal output voltage	24 V DC (voltage difference at $I_{nom} \leq 1$ V)
Maximum output current per channel	500 mA
Maximum output current per module	8 A
Nominal load, inductive	12 VA (1.2 H; 50 Ω)
Nominal load, lamp	12 W
Nominal load, ohmic	12 W (48 Ω)

Certificates / Approvals



Certification ABS, BV, CUL, DNV, GL, LR, UL

Certification Ex: PxC-EX

Accessories

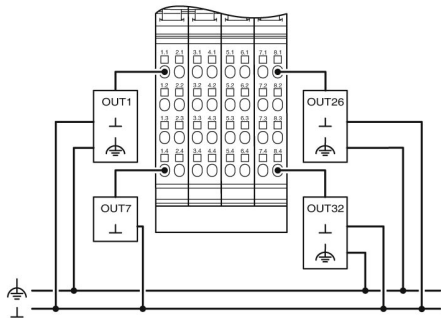
Item	Designation	Description
General		
2860950	IB IL DI/DO 8-PLSET	Connector set
2698724	IL SYS INST UM	User manual, German, for installing terminals from the Inline product range

Marking

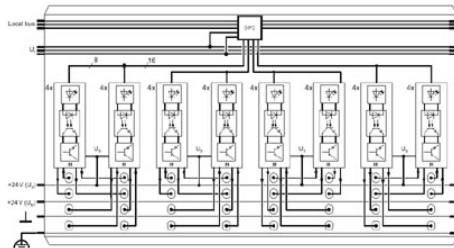
0809492	ESL 62X10	Insert strip for laser printer, lettering field: 62 x 10 mm
0809502	ESL 62X46	Insert strip for laser printer, lettering field: 62 x 46 mm
2727501	IB IL FIELD 2	Labeling field, width: 12.2 mm
2727515	IB IL FIELD 8	Labeling field, width: 48.8 mm

Diagrams/Drawings

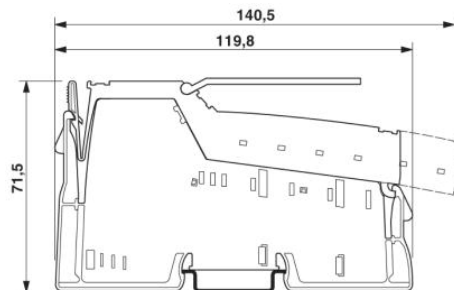
Connection diagram



Block diagram



Dimensioned drawing



Address

PHOENIX CONTACT Deutschland GmbH
Flachmarktstr. 8
32825 Blomberg, Germany
Phone +49 5235 3 12000
Fax +49 5235 3 41200
<http://www.phoenixcontact.de>



© 2011 Phoenix Contact
Technical modifications reserved;